

Year 6 maths newsletter



Autumn 1

*Welcome back to the new school year.
This half-term will be split into two maths topics,
'place value' and 'addition, subtraction, multiplication
and division.'*

*Any queries please email either:
suzanne.burnham@appletonacademy.co.uk
leanne.hughes@appletonacademy.co.uk*

Number: place value

The value of each digit depending on its position within a number.

Read and write numbers to at least 10 million.

numerals

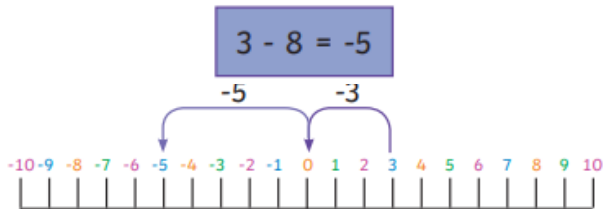
words

3,926,471

Three million, nine hundred and twenty-six thousand, four hundred and seventy-one.

Negative numbers

Children continue their work on negative numbers by counting forwards and backwards through zero.

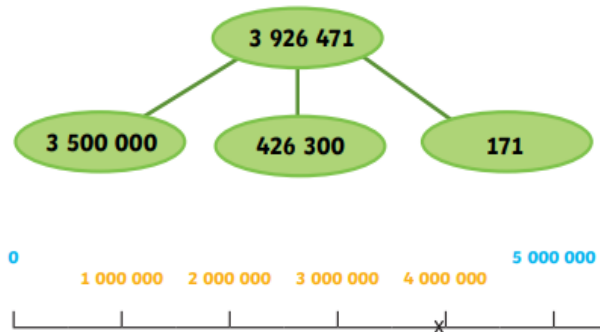


Numbers to 10 million

Children will look at reading, writing and representing numbers to 10 million in different ways.

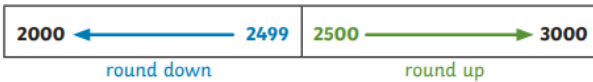
3,926,471

Millions	Hundred Thousands	Ten Thousands	Thousands	Hundreds	Tens	Ones
3	9	2	6	4	7	1



Round any number

Rounding to the nearest 1000




Rounding to the nearest 100,000



Rounding to the nearest 10,000

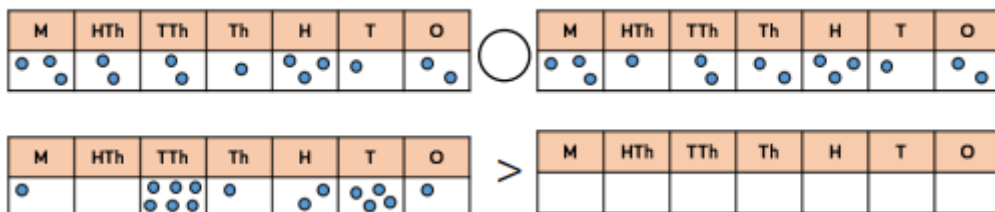


Rounding to the nearest 1,000,000



Compare and order any number

Compare numbers and objects using 'more than' and 'less than' and 'equal'



smallest

81 782

127 352

127 835

137 019

200 002

greatest

If you have any questions on how to support your child at home, please contact your child's teacher.

Number: addition, subtraction, multiplication and division.

Children will continue to develop their understanding of the 4 operations.

Add and subtract whole numbers

Children will consolidate their knowledge of the column addition and subtraction

	3	4	6	2	1
+	2	5	7	3	4

$$67,832 + 5,258$$

	4	7	6	1	3	2	5
-		9	3	8	0	5	2

$$834,501 - 299,999$$

Multiply 4 digits by 2 digits.

1	5	4	
×	2	6	
	9	2	4
3	0	8	0
4	0	0	4
1	1		

Start with the ones.

$$154 \times 6 = 924$$

$$154 \times 20 = 3080$$

$$3080 + 924 = 4004$$

Order of operations.

Order of Operations

B Brackets	$10 \times (4 + 2) = 10 \times 6 = 60$
I Indices	$5 + 2^2 = 5 + 4 = 9$
D Division	$10 + 6 \div 2 = 10 + 3 = 13$
M Multiplication	$10 - 4 \times 2 = 10 - 8 = 2$
A Addition	$10 \times 4 + 7 = 40 + 7 = 47$
S Subtraction	$10 \div 2 - 3 = 5 - 3 = 2$

Division

Short division

		4	4	0	5
12	5	2	8	6	0

Start from the left.

$$5 \div 12 = 0 \text{ r } 5$$

$$52 \div 12 = 4 \text{ r } 4$$

$$48 \div 12 = 4$$

$$6 \div 12 = 0 \text{ r } 6$$

Long division

		1	2	0	r	3
14	1	6	8	3		
	1	4	0	0		
		2	8	3		
		2	8	0		
				3		

Known facts

Children use known facts from one calculation to determine the answer of a similar calculation without starting afresh.

$$70 \div \underline{\quad} = 7 \quad 3.5 \times 10 = \underline{\quad}$$

$$70 \div \underline{\quad} = 3.5 \quad \underline{\quad} = 3.5 \times 20$$

$$70 \div \underline{\quad} = 14 \quad \underline{\quad} = 3.5 \times 2$$

If you would like any advice on how to support your child at home, please contact your child's class teacher.

Vocabulary

The following vocabulary is used in the classroom to support learning. Please continue to support your child at home by using the same vocabulary.

Place value

millions, thousands,
hundreds, tens and ones,
numeral, digit

negative number, positive
number, integer

place value, represents
sequence, pattern, compare

order, ascending, descending
greater than (>), less than
(<)

Four operations

add, addition, altogether,
sum, total

subtract, minus, difference

squared, cubed, divide, share

prime numbers, square
numbers

factors, multiples

inverse operation

Further support at home

To support your child at home, we encourage the use of the classroom vocabulary and the same methods/strategies of calculation.

When working with your child at home, you can ask them the following question starters to further demonstrate their understanding.

How do you know...

Can you estimate...

What pattern do you notice?

Can this be done in a different way?

What other strategies can we use to work out?

What does ... represent?

Can you explain what would happen if...

What are the key bits of information?

How can we check our answers are correct?

Times tables practise

Times Table Rock Stars is a fun and interactive way for your child to practise their times tables at home. By Year 6, children will have been taught all their times tables up to 12 X 12. Please continue to practise and support your child with these at home using <https://trockstars.com>

If you have any questions on how to support your child at home or need any log in information, please contact your child's class teacher.